

THANK YOU FOR YOUR PURCHASE!




Did you know that when you leave feedback on TPT you earn credits towards future purchases?

★★★★★ Extremely satisfied

I truly appreciate your feedback to help my little store grow.

LET'S BE FRIENDS

Access my
Freebie
Library

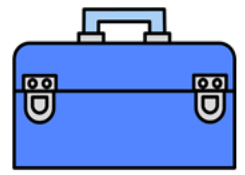
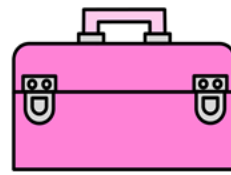

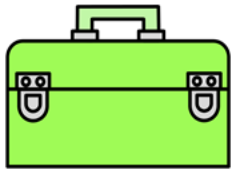
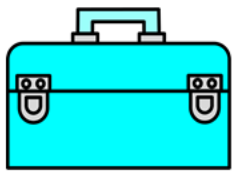


Stay updated on new product announcements (they are 50% off for the first 24 hrs posted!) by following me on TPT, checking out my website, and subscribing to my newsletter.

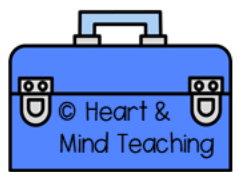
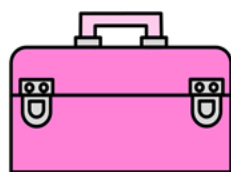
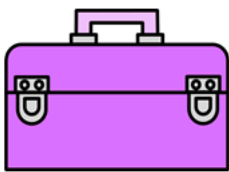
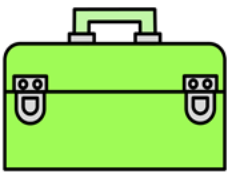



If you have any questions or concerns please email me at:
heartandmindteaching@gmail.com

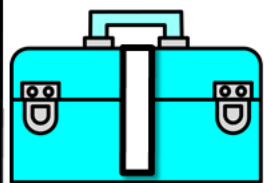
♥
Ashley



BEHAVIOR TOOLBOX Cheating



BEHAVIOR TOOLBOX



Cheating

What it looks like

*Student copies from other students' work and tests.

*He/she will turn in another classmate's homework or project and try to pass it off as their own work.

*Student may even set up a cheating partner for testing. This may involve the partner cheater showing their test answers to the other student.

*Cheater denies all involvement in any type of cheating, even if caught in the act.

*Student spends a large amount of time trying to figure out how to cheat, instead of studying.

*When the student is not caught or held accountable, others in the class attempt to cheat.

*Classmates and teacher are often frustrated because of the cheating and unable to catch/prove that the cheater is cheating or to change the behavior.

*Problems can form between students who are cheating, especially if one of them is pressured into it.

•
•
• *The cheater wants to be successful but feels they have to cheat to do so. ••

Cheating

BEHAVIOR TOOLBOX



Cheating

What to do

*If you suspect cheating, question the student privately and ask them if they have something they want to tell you about this test/assignment. Try to be cautious of your tone, keep it calm and professional rather than accusatory. Allow for the student to fess up to what they did. If they are not being forthcoming, assure them that you will not punish them for it but you want to help them more in the future so they can show their full potential on their work, and work that represents them not someone else.

*Understand the root of the problem is due to the fact that the student wants to succeed but feels they cannot without cheating. Speak to the student by expressing concern and disappointment. Express to the student that you know they can be successful without cheating.

*Inform parents with facts, exactly what you saw. Express worry and concern for the student. Present it as a suspicion rather than blatantly calling it cheating, that will likely create them to get defensive and take the "denying" stance.

*Instead of using the word "cheating", ask if the student was honest on the test or assignment.

*Have a class lesson on the importance of honesty. Discussion questions can include: "What would you do if you did not know an answer that was on a test?", "What would you do if you saw a classmate cheating?", "What would you do if someone asked to copy your work?", "How would you feel if a friend cheated at a game?". Discuss the idea that no one is perfect and even when we study hard, there are sometimes answers we might not know. It's important to make your best educated guess and not cheat.

Cheating

BEHAVIOR TOOLBOX



Cheating

What NOT to do

*Do not make a scene in front of other students, for example: ripping up the paper and throwing it away and saying I know you are cheating. Do not accuse the student in front of others, they are less likely to admit to it.

*Do not destroy the teacher-student-parent relationship by being accusatory, you need the cooperation of everyone involved to help this student stop cheating.

*Do not ignore the problem because it is an awkward thing to discuss with students and parents.

*Do not forget the intense pressure that students are under now a days, acknowledge that with the student.

*Do not use other students to get information about the cheating, this will only cause conflicts between the students.

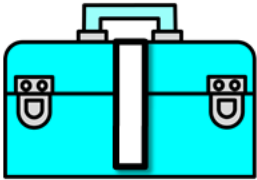
*Do not react with anger or audacity, example: Do not say "How dare you cheat on one of my tests", this only shames the student and they only wanted to do well on the test (although they went about it the wrong way).

*Do not accuse the student of cheating with a conclusiveness, it will put the student on the defense. Instead, offer the student the opportunity to tell you if they were not honest on the test. If they were not honest, we will work together to be able to succeed on the next test without the need to look at someone else's work.

Cheating

BEHAVIOR TOOLBOX

Cheating Quick Guide



what it looks like

*Student copies from other students' work and tests.

*He/she will turn in another classmate's homework or project and try to pass it off as their own work.

*Cheater denies all involvement in any type of cheating, even if caught in the act.

*Student spends a large amount of time trying to figure out how to cheat, instead of studying.

*The cheater wants to be successful but feels they have to cheat to do so.



what to do

*If you suspect cheating, question the student privately and ask them if they have something they want to tell you about this test/assignment. Assure them that you will not punish them for it but you want to help them more in the future so they can show their full potential on their work, and work that represents them.

*Understand the root of the problem is due to the fact that the student wants to succeed but feels they cannot without cheating. Speak to the student by expressing concern and disappointment. Express to the student that you know they can be successful without cheating.

*Inform parents with facts, exactly what you saw. Express worry and concern for the student.

*Instead of using the word "cheating", ask if the student was honest on the test or assignment.



what NOT to do


*Do not accuse the student in front of others.

*Do not destroy the teacher-student-parent relationship by being

•accusatory, you need the cooperation of everyone.

*Do not ignore the problem because it is an awkward thing to discuss with students and parents.

*Do not forget the intense pressure that students are under now a days, acknowledge that with the student.



Cheating

What to do (Cont.)

that will likely create them to get defensive and take the "denying" stance.

*Instead of using the word "cheating", ask if the student was honest on the test or assignment.

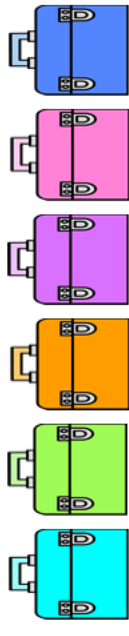
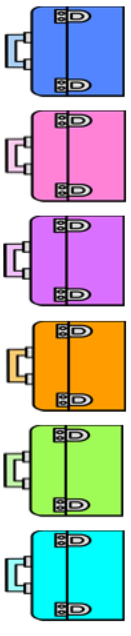
*Have a class lesson on the importance of honesty. Discussion questions can include: "What would you do if you did not know an answer that was on a test?", "What would you do if you saw a classmate cheating?", "What would you do if someone asked to copy your work?", "How would you feel if a friend cheated at a game?"

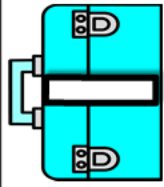
Discuss the idea that no one is perfect and even when we study hard, there are sometimes answers we might not know. It's important to make your best educated guess and not cheat.

"A change in
behavior
begins with a
change in
the heart."

BEHAVIOR TOOLBOX

Cheating






Cheating

What it looks like

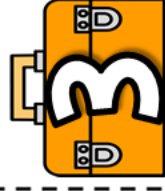
- *Student copies from other students' work and tests.
- *He/she will turn in another classmate's homework or project and try to pass it off as their own work.
- *Student may even set up a cheating partner for testing. This may involve the partner cheater showing their test answers to the other student.
- *Cheater denies all involvement in any type of cheating, even if caught in the act.
- *Student spends a large amount of time trying to figure out how to cheat, instead of studying.
- *When the student is not caught or held accountable, others in the class attempt to cheat.
- *Classmates and teacher are often frustrated because of the cheating and unable to catch/prove that the cheater is cheating or to change the behavior.
- *Problems can form between students who are cheating, especially if one of them is pressured into it.
- *The cheater wants to be successful but feels they have to cheat to do so



Cheating

What to do

- *If you suspect cheating, question the student privately and ask them if they have something they want to tell you about this test/assignment. Try to be cautious of your tone, keep it calm and professional rather than accusatory. Allow for the student to fess up to what they did. If they are not being forthcoming, assure them that you will not punish them for it but you want to help them more in the future so they can show their full potential on their work, and work that represents them not someone else.
- *Understand the root of the problem is due to the fact that the student wants to succeed but feels they cannot without cheating. Speak to the student by expressing concern and disappointment. Express to the student that you know they can be successful without cheating.
- *Inform parents with facts, exactly what you saw. Express worry and concern for the student. Present it as a suspicion rather than blatantly calling it cheating....
(Continues on the flap)



Cheating

What NOT to do

- *Do not make a scene in front of other students, for example: ripping up the paper and throwing it away and saying I know you are cheating. Do not accuse the student in front of others, they are less likely to admit to it.
- *Do not destroy the teacher-student-parent relationship by being accusatory. you need the cooperation of everyone involved to help this student stop cheating.
- *Do not ignore the problem because it is an awkward thing to discuss with students and parents.
- *Do not forget the intense pressure that students are under now a days, acknowledge that with the student.
- *Do not use other students to get information about the cheating, this will only cause conflicts between the students.
- *Do not react with anger or audacity, example: Do not say "How dare you cheat on one of my tests", this only shames the student and they only wanted to do well on the test (although they went about it the wrong way).
- *Do not accuse the student of cheating with a conclusiveness, it will put the student on the defense. Instead, offer the student the opportunity to tell you if they were not honest on the test. If they were not honest, we will work together to be able to succeed on the next test without the need to look at someone else's work.

CHECK THESE OUT

CLICK ON THE PICTURES TO GET A CLOSER LOOK.



This product and **49** others are included in this Bundle →



COUNSELOR
Collab
— with Laura & Ashley —



Would you like to spend less time browsing for resources and lesson planning, and more time serving students? Let Laura from [Music City Counselor](#) and Ashley from [Heart and Mind Teaching](#) do the work for you!

CLICK TO COLLAB

MEMBER PERKS

- ♥ Data-driven resources by theme.
- ♥ \$35+ value of ready-to-use materials.
- ♥ Lessons, group curriculums, forms, & activities.
- ♥ Tier 1, 2, and 3 research-based resources.
- ♥ No contracts, cancel anytime.



THANK YOU

FOR SUPPORTING MY LITTLE SHOP.

Hi there! I'm Ashley- a School Counselor, curriculum developer, blogger, and mama to two young boys. I have a passion for creating fun and engaging resources for Counseling and Social Emotional Learning.

LET'S BE FRIENDS

Ashley

Access my
Freebie
Library



FOLLOW FOR EXCLUSIVE SAVINGS

New products are 50% off for 24hrs.

CLICK HERE

★ HOW CAN YOU EARN TPT CREDITS? When you leave feedback, TpT rewards you with credits that you can use toward future purchases.

ACCESS MY FREEBIE LIBRARY

Join my Newsletter to be informed of all future added freebies.

I WANT FREEBIES

TERMS OF USE

© Heart and Mind Teaching, 2017, 2024. All rights reserved. Purchase of this item entitles the purchaser the right to reproduce for classroom, personal, and google classroom use only. Use in multiple classrooms, requires the purchase of additional licenses. Redistribution or duplication of this product is strictly forbidden without the written permission of the publisher. Copying any part of this product and placing it on a publicly accessible website is strictly forbidden and is a violation of the Digital Millennium Copyright Act (DMCA). You may post this for single-classroom use on a password protected student site such as google classroom. **You may NOT post my products on any public, for-profit, or commercial websites or entities, such as Outschool.** Please do not sell or distribute any part of this as your own. Thank you for abiding by universally accepted codes of professional ethics while using this product.



If you have any questions or concerns please email me at:

heartandmindteaching@gmail.com

CREDITS

